




**Welcome to  
St Luke's  
'Meet the teacher'  
session**

**An Introduction to  
Key Stage 2a  
(Years 3 and 4)**



# The Staff



Key Stage 2a Phase Leader: Mrs Bannister

Ruby class: Mrs Alexander  
Supported by: Mrs Smart

Sapphire class: Miss Holding  
Supported by: Mrs Bains & Mrs Lewis/Mrs Patel

Emerald class: Miss Ceresa  
Supported by: Mr Ling

Topaz class: Mrs Williams  
Supported by: Mrs Bernard & Mrs Gupta

Working across the phase: Mrs Bannister and Mrs Glynn

# Year 3 staff



Mrs Alexander



Miss Holding



Mrs Smart



Mrs Bains



Mrs Lewis



Mrs Patel


# Year 4 staff



Miss Ceresa



Mrs Williams



Mr Ling



Mrs Bernard



Mrs Gupta



# Working across the Phase



Mrs Bannister



Mrs Glynn



# Our school day

8.45 a.m. All pupils arrive, breakfast bars/bagels available, Talk Topic activity

8.55 a.m. Registration

**Mornings include: Reading, Maths, Worship time, Playtime, Spellings, English**

12.15 p.m. Dinnertime

**Afternoons include: Handwriting, various lessons and comfort breaks**

3.30 p.m. End of school day

# Teaching Groups

English and the other subjects are taught in mixed-ability classes. Reading and Maths are taught in target groups across the year group so we can adapt our teaching to the needs of the children. Progress is constantly being monitored and children are able to move groups if they progress well or fall behind for any reason.

Intervention groups are there to support those who need extra help. Each child is set individual targets to ensure that good progress is made throughout the year. You will be notified if your child is getting additional support. It may happen before school, during the school day or after school.



Some children will have individual education plans (personal targets) to cater for their specific needs. You will be invited to discuss these and asked to sign.



# Reading



At St Luke's, we love to read, and we promote reading at all times of the day, in and out of school hours. We encourage the children to read a variety of texts including: Fiction and non-fiction books, magazines, e-books, websites and comics.

## What can you do to help?

Every time your child reads at home, please write in their reading record.

This could be a comment

- Simran kept missing words out.*
- Arun found this book easy.*
- Elijah enjoyed this story.*
- Angel learnt the word 'trustworthy'*



Or you could draw a face to show how they are doing



And sign or write your name to show who they read to.







# Maths



We have an emphasis on including practical activities in Maths lessons, trying to make maths real, relevant and fun.

What can you do to help?

Make sure your child visits these websites every week. Their logins and passwords are inside their reading records





# English

Our English lesson covers a range of skills including: speaking and listening, reading, writing, spelling, punctuation and grammar.

## What can you do to help?

Help your child practise their spellings every week.  
Spellings can be found at the back of their reading record.

Read the words together, noticing any patterns or tricky parts.

















Look, Say, Cover, Write, Check

Have a practice test:

Read the words out loud for your child to write them

cough  
although  
brought  
thorough  
vicious  
ambitious  
suspicious  
delicious  
cautious  
infectious

# Homework Plan for Years 3 & 4 at St Luke's CE (A) Primary

Monday	Tuesday	Wednesday	Thursday	Friday	Weekend
<p>Read your <u>book</u></p>  <p>Practise your <u>spellings</u></p>  <p>Visit Times Table Rock Stars</p> 	<p>Read your <u>book</u></p>  <p>Practise your <u>spellings</u></p>  <p>Have another go at your <u>Arithmetic test</u></p> 	<p>Read your <u>book</u></p>  <p>Practise your <u>spellings</u></p>  <p>Visit My Maths</p>  <p><a href="http://MyMaths.co.uk">MyMaths.co.uk</a></p>	<p>Read your <u>book</u></p>  <p>Practise your <u>spellings</u></p>  <p>Visit Times Table Rock Stars</p> 	<p>Read your <u>book</u></p>  <p>Tell your family about this week's <u>English lessons</u></p>  <p>Visit My Maths</p>  <p><a href="http://MyMaths.co.uk">MyMaths.co.uk</a></p>	<p>Read your <u>book</u></p> <p>Rest and <u>relax</u></p> <p>Play <u>outside</u></p> 

If you would like other work to do then visit some of the other websites we subscribe to:  
Education City, Purple Mash, Anton



# Afternoon lessons

## Science


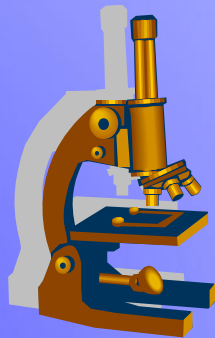

RE

Topic: History, Geography, Art, DT, Music,  
Computing

French

PSHE

PE







# School uniform

- Please ensure all children's school uniform has their name clearly marked inside it.
- School uniform comprises of:
  - Pale blue shirt and tie or Pale blue polo shirt
  - Navy sweatshirt with badge or navy cardigan
  - Navy skirt or pinafore dress or grey trousers
  - Black shoes – **no trainers please**
  - (School sweatshirts, ties, homework bags and badges can be purchased from the office)



# PE



Children come to school in their PE kits on their PE days:

- Year 3: Wednesday and Thursday
- Year 4: Tuesday and Thursday

**Swimming Sessions: Year 4 (Spring 2024) Year 3 (Summer 2024)**

## PE Uniform:

- \* Navy blue jogging bottoms or Navy blue shorts
- \* Pale blue t-shirt or School logo PE top
- \* Navy blue hoody/tracksuit top or School logo overlay (or school jumper)
- \* Trainers

Please note: for gymnastics and dance, children are encouraged to take part bare footed but can wear black pe pumps if needed (no trainers)

- Some PE kit items can be purchased from school.

# Examples of correct PE Kit



# Equipment


- We have provided every child with everything they need for lessons.
- Children just need to remember to bring their home reading book and reading record to school every day.





# Year 3 Topics


## Yabba Dabba Do



## Phunky Pharaohs



## Bostin ay it!





# Educational Visits

Visits link to the curriculum that the children are studying in year 3:

- Time Zone
- Think Tank
- Ash End Farm
- Black Country Museum

# Year 4 Topics



From  
Rome to Rio



Come on over to  
Maya place!



The Romans



# Educational Visits

Visits link to the curriculum that the children are studying in year 4:

- Botanical Gardens
- Pioneer Centre
- Lichfield Cathedral
- Roman Baths



# Residential to the Pioneer Centre

Cleobury Mortimer

- Year 4 pupils
- Date: 6<sup>th</sup> – 8<sup>th</sup> March 2023
- Two night stay!





# School clubs



- **A programme of extra school activities will be starting soon.**

**Please ensure all children are collected promptly after clubs at 4.30 p.m.**

**Once your child has chosen the clubs he/she wants to join, please ensure that they come every week: a register of attendance is kept for every club we offer.**

**If there is an emergency and your child cannot attend club, please send a letter/note for the staff leading the club to explain why.**

**We encourage commitment and it is not safe to allow children to just go home without knowing the reason why.**

# Multiplication Tables Check

## Year 4 only - June 2024

The purpose of the MTC is to make sure the **times tables** knowledge is at the expected level. The MTC is an online test where the pupils are asked 25 questions on **times tables** 2 to 12.



Year 3 be prepared: make sure you are learning your times tables

# Rewards & Discipline policy and procedures







# ST LUKE'S SCHOOL RULES

**BE READY**

**BE RESPECTFUL**


♥ **BE SAFE** ♥



# Verbal Warning



- ✓ Your teacher will privately give you a polite warning to remind you of the behaviours that are expected.
- ✓ Remember we will praise in public and reprimand in private.



## PBIS: Positive Behavioral Intervention and Supports



ME



GTBG

# Attendance & Punctuality





# Our St Luke's Family

Throughout the year, we are hoping that there will be opportunities for you to get involved with your child's learning.

**Learning Together sessions**

**Parent/carer consultations**

**Family worship**

**Parent workshops**


**Special Events**





# ONLINE SAFETY WORKSHOPS

*You are all invited to a series of online safety workshops designed specifically for parents to support their children. These will be delivered by an Online Safety specialist from **Online Behaviours**.*



**SESSION 1:** MONDAY 18TH SEPTEMBER 2023 **9-10AM**

**SESSION 2:** MONDAY 22ND JANUARY 2024 **9-10AM**

**SESSION 3:** MONDAY 22ND APRIL 2024 **9-10AM**





# Letters Home – keep informed!


Children have been told to put any **letters**, information leaflets, into their school bags to take them home.

We regularly send **text messages** so make sure we have your current mobile phone number.

Sometimes we send links to **Microsoft forms** for you to complete rather than letters.

Newsletters with lots of links can be found on our **Facebook** page. Try to read everything in the newsletters so you don't miss anything!

All pupils have a **Teams** log in, where they can find messages about homework, extra assignments, tasks from lessons and the weekly newsletter.



# Sending money into school

Please use our online payment system when possible (speak to Mrs Ferguson if you haven't set this up yet)

Please ensure all money is put into an envelope which is clearly labelled with your child's name, class and what the money is for.

The children should be encouraged to be responsible enough to remember to hand their money in to their teacher.



A green-bordered label for a school money envelope. It features a red apple icon with a green leaf on the left. To the right of the apple, the words "School Money" are written in a green, cursive-style font. Below the title, there are several lines of text with blank spaces for information: "name: \_\_\_\_\_ date: \_\_\_\_\_", "grade: \_\_\_\_\_ teacher: \_\_\_\_\_", "amount: \_\_\_\_\_ cash:  check: ", and "purpose: \_\_\_\_\_" followed by three more blank lines.

# Contact information

Please ensure that we have up-to-date contact information.

Please make sure that children and the child's teacher are aware of the arrangements for home time.

We do not allow year 3 and 4 children to walk home by themselves.

If anything changes regarding who will pick your child up, please call the school to inform us.



**Other important  
information!**

# Our Budget needs your help!

- Pupil premium / Free School Meals
- Complete and return the form to find out whether your child is eligible.





# Home-School-Community Liaison Work & Safeguarding

At St Luke's we have a designated Home/School/Community Liaison Officer (Mrs Samuels) who coordinates and facilitates a variety of programmes and activities for children and parents/carers, and offers support and guidance to families in need of support.

Mrs Samuels also leads the 'Friends of St Luke's' parent group, who help maintain our beautiful school environment and assist in raising money for school funds and charities we support.

Could you become 'a friend of St Luke's'?  
Please see Mrs Samuels if you are interested.



**Safeguarding and promoting the welfare of children is an integral part of our school. Our school has a designated safeguarding lead (Mrs Grennan), who provides support to staff members to carry out their safeguarding duties and who will liaise closely with other services such as children's social care.**

**All staff at St Luke's have a responsibility to provide a safe environment in which children can learn. In addition, all staff have a responsibility to identify children who may be in need of extra help or who are suffering, or are likely to suffer, significant harm. All staff then have a responsibility to take appropriate action, working with other services as needed.**

# Speaking to staff

We have an 'Open door policy' at St Luke's.

Staff are very approachable

Please treat all members of staff with respect

A sign with a red background and white text. The word "ZERO" is in a large, bold, sans-serif font. Below it, the word "Tolerance" is in a smaller, bold, sans-serif font. The sign is enclosed in a black border.

**ZERO**  
**Tolerance**

Our workers have the right to be treated with dignity and respect at all times.

They should be able to do their jobs without being physically or verbally abused.

Most people respect this.

Thank you for being one of them.



**Breakfast Club is run by qualified by school staff from 7:45 – 8.45 a.m.**

**After School Club is run every afternoon at from 3.30 to 5.30p.m.**

**Holiday schemes will also be on offer during specific holidays.**

# Who should I speak to regarding .....

My Child's progress

Any issues involving my child

Absence from school / Holiday forms

Finance

Lunchtime (Issues)

Skoolz Out (Child Care)

After-school clubs

Child Protection & Safeguarding

Complaints

General information

Family programmes / support

Changes in address / contact details

Any other queries

Class teacher

Class teacher (in the first instance)

Mrs Garcha, Attendance Officer

Mrs Ferguson, Finance Officer

Mrs Ferguson, Senior Supervisor

Mrs Kumar

School Office

Mrs Grennan, Mrs Smith/Mrs Samuels

Mrs Grennan / Mrs Smith

School Office Staff


Mrs Samuels

School Office Staff

Mrs Grennan



# Thank you!



## Any questions?

Please contact school – thank you