

Dear Parents,

We have now subscribed to MyMaths an online Maths Homework site. Your child can complete homework tasks when at school or at home. Your teacher will let you know which tasks they want you to complete and when. This should help them to structure their maths work and enable you to see how they are progressing.

How to access MyMaths

Go to <http://www.mymaths.co.uk> and log in at the top of the screen using your school username and password. On the next screen enter your personal username and password in the My Portal box.

Your school login details

School username: stlukes10

School password: cosine229

Your personal log-in details: For Y1 and Y2 your log-ins will be shared with you in our telephone calls over the next couple of weeks. If you are keen to get it sooner, feel free to call and request it. Your username will be a 3 digit number, your password will be 3 letters. Don't forget to make a note of your number in the space below or somewhere that you will remember. Years 3-6 can access their log-ins on their own personal page of the Class Notebook via Teams as soon as possible. Details can also be requested by calling school.

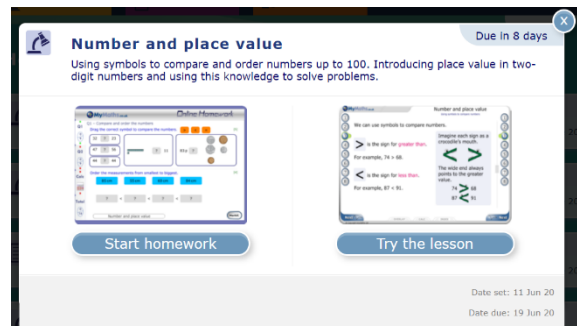
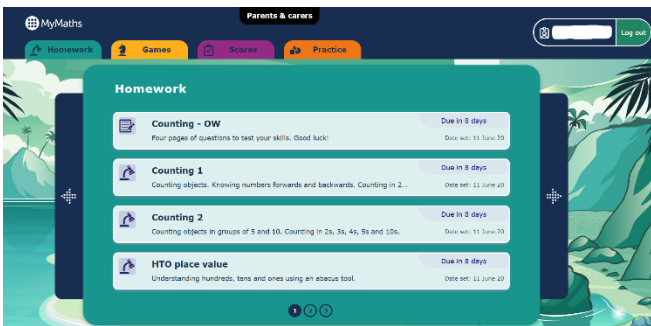
My portal username:

My portal password:

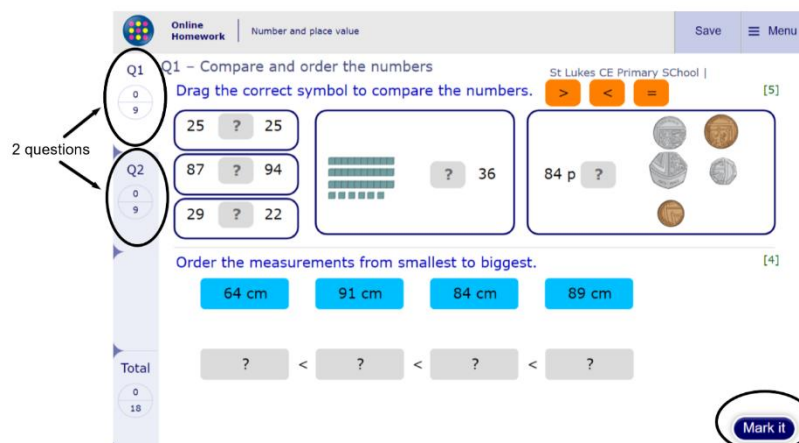
You will be asked to enter your username and password every time you log in to MyMaths. We recommend using MyMaths on a desktop PC, laptop or tablet to get the best experience.

Completing your homework

You can see tasks your teacher has set in the Homework area. If you click on one of the tasks, you will have the option to revise from the lesson first or go straight to the homework. It is always a good idea to look through the lesson first to ensure that you are clear on the task that you will be asked to do.



Each homework has 2 pages of questions. You must press the **Mark it** button on both pages to complete the task. When your child completes both pages of an Online Homework the scores will be saved to the database. Their teacher will be able to see how well they did and leave feedback.



If a **green star** appears next to a topic, they have good skills in that area.

If an **amber star** appears they still have some difficulties and misconceptions.

If a **red star** appears they need to go back and relearn the topic. In this case, get them to try the lesson again or ask their teacher for extra help.

The Summary tab will give you an overview of how they have done on this homework task overall.

Online Homework | Introducing number and place value

Q1 - Comparing sets

Click the set that has one more butterfly.

Click the set that has the most stars.

Click the set that has the fewest stars.

Click the sets that have an equal number of stars.

What is one less than 11? 10 ✓ [1]

What is one more than 46? 47 ✓ [1]

You have scored 7 out of 7 for this question.

Question	Mark	Percentage
Q1 - Comparing sets	7/7	100% ★
Q2 - Number lines	6/15	40% ★
Overall	13/22	59% ★

Online Homework | Introducing number and place value

Your homework has been marked!

Question	Mark	Percentage
Q1 - Comparing sets	7/7	100% ★
Q2 - Number lines	6/15	40% ★
Overall	13/22	59% ★

Practice Finish and close

If you want to work with your child, an effective strategy is to pretend that you have forgotten how to do something and ask them to show you how. Putting your child in the position of “teacher” is good for their confidence and gets them to talk about their thinking.

On the practice tab, you will see an area called **Boosters**. Click it and select the booster pack for **your current year group**. You will see a list of topics which you need to understand and be confident with. Each topic has some questions for you to test your skills. If you need a little more practice don't forget you can always go back to the main MyMaths page and access Booster lessons from there.

MyMaths | Parents & carers

Homework Games Scores Practice **Boosters**

Y1 booster

- Number and place value 1 - OW (Four pages of questions to test your skills. Good luck!)
- Counting - OW (Four pages of questions to test your skills. Good luck!)
- Addition and subtraction 1 - OW (Four pages of questions to test your skills. Good luck!)
- Number facts - OW (Four pages of questions to test your skills. Good luck!)

MyMaths | Log out Help Assessment Manager

Select Curriculum: Classic MyMaths

One boosters

- Numbers, counting
 - Add and subtract
 - Multiply and divide
 - Fractions
 - Measures
 - Shape and position
- Counting 1
 - Counting objects. Knowing numbers forwards and backwards. Counting in 2s, 5s and 10s.
 - Place value to 30
 - Odds, evens, multiples
 - Number and place value 1 - OW
 - Counting - OW

Lesson Online homework

Some of the topics also have games for fun practice.

MyMaths | Parents & carers

Homework Games **Games** Scores Practice

- Latest
- Angles
- Beat the clocks
- TV games
- Coordinate games
- Mental games

Remember to log in with your personal username and password before you do any homework tasks or worksheets so that your scores can be recorded. If you want to save your work to complete later, you can press the **Save** button. This will save your work for 2 weeks so that you can return another time within those 2 weeks to complete your work.

For Parent Tutorial videos visit:

<https://www.youtube.com/watch?v=j1C0abqrv08> and <https://www.youtube.com/watch?v=Vfe9Oen4CyA>

Having trouble accessing MyMaths?

If no links are working, it may be that you have a Pop Up Blocker. You will need to allow MyMaths to use Pop Ups and we suggest that you add **www.mymaths.co.uk** to your list of trusted sites.

If you are having trouble accessing content, it may be that you need to activate Flash in your browser. You can find more information on this in the technical section of our support site by clicking Help at the top of the screen after you've logged in.